



STEP 1: Select the [Submit Here](#) hyperlink found on the Research Day [homepage](#).

Details

Date	Friday, February 21, 2020
Time	8:00 am - 5:00 pm
Agenda	Research Day 2020 Agenda
Call for Poster/Presentations	October 29-December 12, 2019 ➡ Submit Here
Poster Template	Coming Soon! Check back late December. All posters must be 3 ft wide x 4 ft high, portrait style layout.
Volunteer to be a Judge	Volunteer Here!

Step 2: Create New Account

[Welcome to the 2020 USF Health Research Day Portal](#)

We will be accepting submissions through December 12, 2019 until 5:00 pm EST. Review will begin on December 13, 2019. You will be notified by January 8, 2020 if your abstract was accepted.

Accepted abstracts will be presented at the USF Health Research Day being held February 21, 2020 in Tampa, Florida.

To submit your abstract, please create a new account below.

If you have any questions or need sign in help, please contact us at arnesa.zunic@pae-tampabay.com or [727-544-1400](tel:727-544-1400).

Sign In

New Account

Email Address

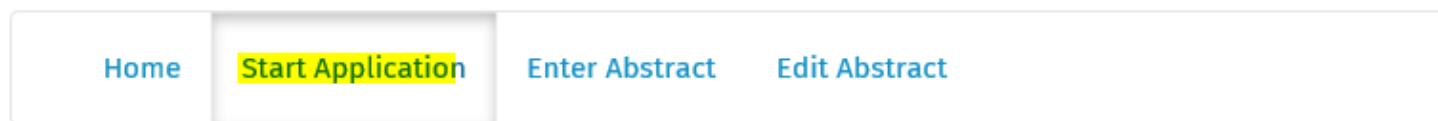
Create New Account

Password

Sign In

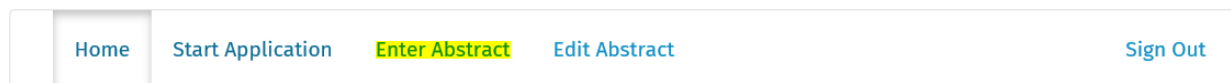
QUESTIONS? PLEASE CONTACT PLAN AHEAD EVENTS - TAMPA BAY
P: 727-544-1400 | F: 727-546-1956 | arnesa.zunic@pae-tampabay.com

STEP 3 – Click on the **Start Application** tab and complete the prompted fields related to: Presenter Information; Student/Staff Type; College; and Department.



Once completed, select **Submit**. Once you have completed both of these steps, you will automatically be brought back to the Home page.

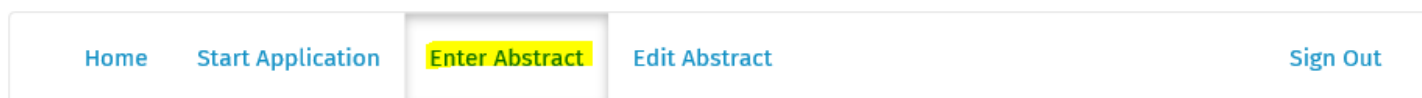
STEP 4: Select the *Enter Abstract* tab at the top of the page.



Welcome to the 2020 USF Health Research Day abstract portal

To begin the application process, click on the **Start Application** tab. You must first create a primary contact. Once you have completed both of these steps, you will automatically be brought back to the Home page. You will then see the **Enter Abstract** tab above that will enable you to submit your abstract.

STEP 5 – Complete ALL tabs on the left side of the webpage BEFORE selecting SUBMIT. Fields with word limits are reflected above the associated text box and are noted below for ease of reference:



Abstract Submission Instructions

This page will take you through the process of submitting your abstract. The blue tabs on the left side of the page display your steps in the submission process. At any time in the process click the "Save As Draft" button at the bottom of the page to save your incomplete proposal submission and return to it later. The Review section displays an overview of the sections required to be completed before you can submit your presentation. Once all required sections are complete, please submit your presentation by selecting the Submit section.

- POSTER TITLE – 30 words
- RESEARCH AREA
- AUTHORS
- ABSTRACT (Summary/Layman's description) – 150 words
- ABSTRACT DETAILS
 - Objectives – 75 words
 - Methods – 100 words
 - Results or Observations – 100 words
 - Conclusions – 75 words
- REVIEW
- SUBMIT

The proposal may be edited until the call for poster/presentations closure date of December 12th. Login to your account at any time and click on the Edit Abstract tab to add/change information.