

Paso 1: Como registrar su cuenta en el Sistema USF Health

1. Ingrese a la página web de USF Health Learn en <https://learn.health.usf.edu>
2. Pulse el botón **don't have a USF Health account? Create a Web account.**

Ver figura 1 a continuación



Figura 1: La página web de USF Health Learn.

La página **USF Health Web Account** se abrirá. Ver figura 2.

USF HEALTH News Education Research Patient Care USF Health | USF | Search

USF Health Information Systems (IS) USF Health Account

Log out

Create Web Account

If you already have an [@health.usf.edu](#) account, click here to log in. If you do not have a USF Health account, create a web account using the form below.
* Required Field

First Name*:

Middle Initial:

Last Name*:

Date Of Birth*: 07/15/1988

Phone Number: 813 974-5555 Ext. 31

Non-Health Email*:

Password*:

Verify Password*:

By checking this box, you agree to the USF Health Information Systems (IS) Usage Agreement.

Verification Text*

Refresh Image

Cancel Submit

Figura 2: La página para crear la cuenta de USF Health Web Account.

3. Complete los datos obligatorios en los campos provistos en **Create Web Account**.

-IMPORTANTE-

Si usted ya tiene una cuenta en el sistema de USF Health asegúrese de escribir el correo electrónico que utiliza para su cuenta existente

Ver figura 3.

4. Pulse **Submit**
La pantalla **Select recovery answers** aparecerá. Ver figura 3

USF HEALTH News Education Research Patient Care USF Health | USF | Search

USF Health Information Systems(IS) USF Health Web Account

Create Web Account Log out

If you already have an @health.usf.edu account, logon with it. You do not need a web account. Health account will give access to everything you need.
* Required Field

First Name*:
Middle Initial:
Last Name*:
Date Of Birth*:
Phone Number:
Non-USF Email*:
Password*:
Verify Password*:

By checking this box I agree to the USF Health Information Systems(IS) Usage Agreement.

X W U P H 3 T Y Verification Text*: xwuph3ty
Refresh Image

Cancel Submit

Select recovery answers

Please fill out the following to complete your account creation.

Elementary School
4-digit Authorization Pin

Cancel Submit

Figura 3: La pantalla **Select recovery answers**.

5. Escriba un nombre fácil de recordar en el campo **Elementary School**.
6. Escriba un número de identificación personal en el campo **4-digit Authorization Pin**.

NOTA: Si a usted se le olvida su contraseña, podrá restablecerla al proporcionar la información que ha ingresado en estos campos de texto.

7. Pulse **Submit**.

NOTA: Le aparecerá una ventana con el mensaje de confirmación y que se le ha enviado un correo electrónico de verificación. Ver figura 4. Si un correo electrónico titulado **USF Health Web Account verification** no llega a su bandeja de entrada dentro de unos minutos, asegúrese de revisar la carpeta de CORREO no DESEADO.

USF Health Information Systems(IS)

USF Health Web Account

Your Web Account was created or updated successfully.



An e-mail has been sent to you at **LearnUsername1@gmail.com** and you will be required to verify your e-mail **before** you will be able to login for the first time.

The **email** may take a few minutes before it arrives in your inbox.
Please check your "**spam**" filtered mail if you do not receive it.

Thank you for creating or updating your Web Account today!

[Return to login page.](#)

Figura 4: Mensaje de creación de cuenta exitosa.

8. Ingrese a su servicio de correo electrónico.
9. Busque el correo electrónico de parte de **PleaseDoNotReply** y pulse para abrir el correo. Ver *figura 5*

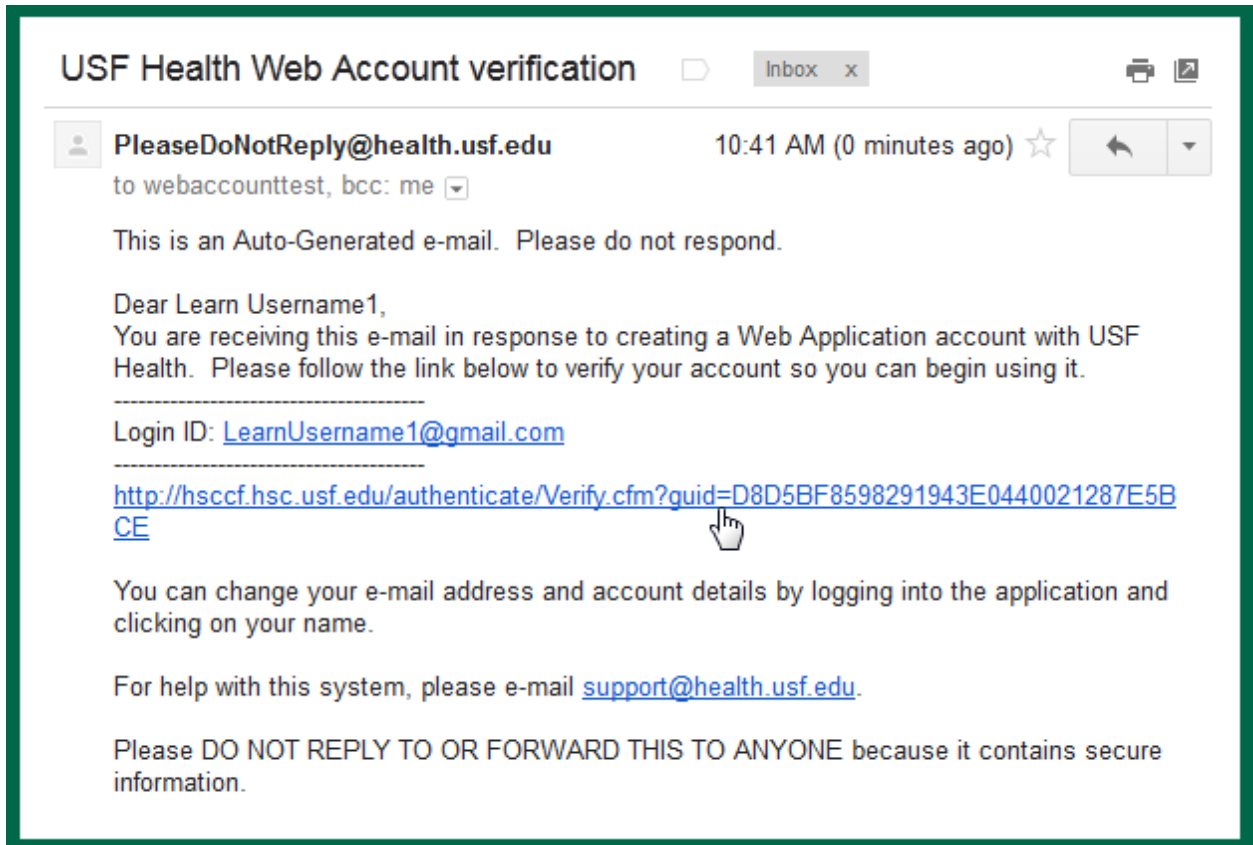


Figura 5: Correo electrónico de USF Health Web.

La página de USF Health Web Account se abrirá confirmando su correo electrónico. Ver figura 6.

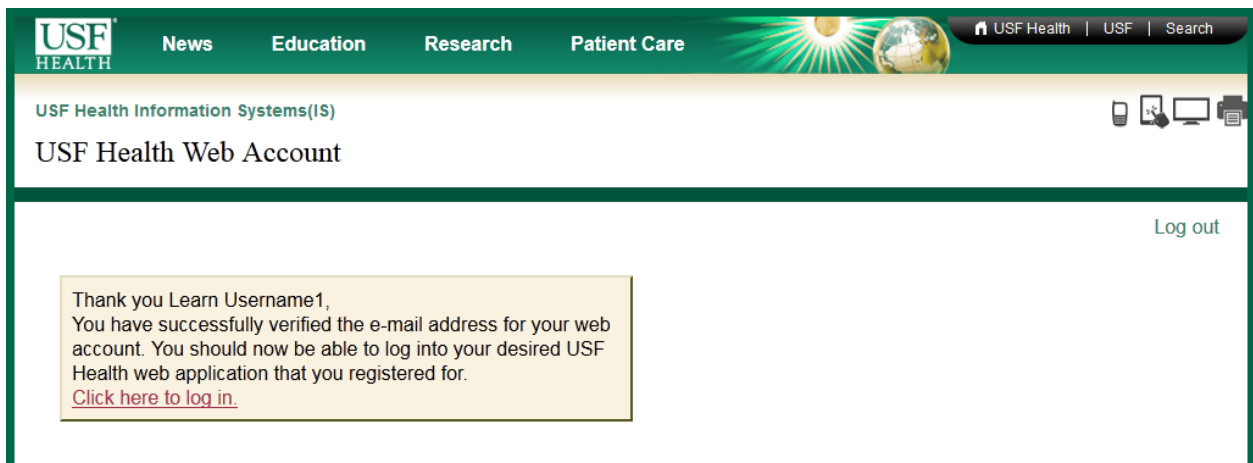


Figura 6: La página de confirmación de USF Health Web Account.

10. Pulse **Click here to log in** para ir directamente a la página web de USF Health Learn o vaya a <https://learn.health.usf.edu> cuando esté listo para iniciar la sesión. Ver figura 7
11. Escriba su correo electrónico en el campo de **Username**.

12. Escriba su contraseña en el campo de **Password**. Use la contraseña que usted seleccionó cuando se registró en la página web de USF Health Web Account system.
13. Pulse **Login**.



Figura 7: La página para iniciar la sesión de USF Health Learn.

Paso 2: Inscripción y Pago de Cursos en la plataforma Learn

El sitio de Internet **USF Health Learn Class Registration Payment** permite a los usuarios registrarse y pagar por sus cursos en la plataforma Learn. Este documento proporciona las instrucciones para iniciar la sesión en el Sitio de Pago, así como la escogencia y proceso de pago por dichos cursos.

1. Haga clic o visite el siguiente enlace: <http://hscf.hsc.usf.edu/payforcourse/> El sitio de internet **USF Health Learn Class Registration Payment** se abrirá en una nueva pestaña o ventana del navegador.
2. Ingrese su nombre de usuario o correo electrónico y su contraseña. Ver la *figura 1 a continuación*.



The screenshot shows the top navigation bar of the USF Health website with links for News, Education, Research, and Patient Care. Below this is a header for 'USF Health Information Systems (IS)' and the title 'USF Learn Class Registration Payment Site'. The main content area features a 'Logon' section with a 'Username' field containing 'usfhealth@gmail.com' and a note that it can be a '@health.usf.edu ID or Email Address'. The 'Password' field is masked with dots. A 'Logon' button is highlighted with a mouse cursor. Below the login fields are links for 'Forgot your password?' and 'Don't have a USF Health ID?'.

Figura 1: Página de inicio en el sitio **USF Health Learn Class Registration Payment**.

Si ha iniciado correctamente la sesión, el menú de selección de cursos aparecerá. Ver la *figura 2 a continuación*.



USF Health Information Systems(IS)

USF Learn Class Registration Payment Site

Course Selection

<input type="checkbox"/>	Course Name	Start Date	Price
<input type="checkbox"/>	Assuring Cultural Competence in Disaster Response	09/01/2011	\$0
<input type="checkbox"/>	Community-Based Disaster Coalition Development Training (6/13-15)	06/01/2012	\$150
<input type="checkbox"/>	Face to Face Course	07/13/2011	\$40.25
<input type="checkbox"/>	FAST Foundations (CDC)	01/29/2013	\$20
<input type="checkbox"/>	Stress Management and Resilience Training for Disaster Response Workers (CDC)	12/13/2011	\$20
<input type="checkbox"/>	Stress Management and Resilience Training for Disaster Response Workers (HRSA)	01/18/2013	\$200
<input type="checkbox"/>	The Art and Science of Ethical and Effective Public Health Leadership	11/23/2011	\$131.25

Items/page

Total:

Figura 2: El menú de **Selección de Cursos**.

- Haga clic en la casilla de verificación al lado de cada curso para el cual desea inscribirse y pagar. Ver la *figura 3 a continuación*

USF HEALTH News Education Research Patient Care

USF Health Information Systems(IS)

USF Learn Class Registration Payment Site

Course Selection

Course Name	Start Date	Price
<input type="checkbox"/> Assuring Cultural Competence in Disaster Response	09/01/2011	\$0
<input type="checkbox"/> Community-Based Disaster Coalition Development Training (6/13-15)	06/01/2012	\$150
<input type="checkbox"/> Face to Face Course	07/13/2011	\$40.25
<input checked="" type="checkbox"/> FAST Foundations (CDC)	01/29/2013	\$20
<input type="checkbox"/> Stress Management and Resilience Training for Disaster Response Workers (CDC)	12/13/2011	\$20
<input type="checkbox"/> Stress Management and Resilience Training for Disaster Response Workers (HRSA)	01/18/2013	\$200
<input type="checkbox"/> The Art and Science of Ethical and Effective Public Health Leadership	11/23/2011	\$131.25

1/1 15 Items/page

Total: \$20

Reset Selection Proceed To Payment

Figura 3: Selección del curso(s) para registrarse y realizar el pago.

TIP: Se puede ver la descripción de un curso, con solo pasar el cursor sobre el **Nombre del Curso**. Ver la *figura 4* a continuación.

USF HEALTH News Education Research Patient Care

USF Health Information Systems(IS)

USF Learn Class Registration Payment Site

Health Account: student2 Logout

Course Selection

Course Name	Start Date	Price
<input type="checkbox"/> Assuring Cultural Competence in Disaster Response	09/01/2011	\$0
<input type="checkbox"/> Community-Based Disaster Coalition Development Training (6/13-15)	06/01/2012	\$150
<input type="checkbox"/> Face to Face Course	07/13/2011	\$40.25
<input type="checkbox"/> FAST Foundations (CDC)	01/29/2013	\$20
<input type="checkbox"/> Stress Management and Resilience Training for Disaster Response Workers (CDC)	12/13/2011	\$20
<input type="checkbox"/> Stress Management and Resilience Training for Disaster Response Workers (HRSA)	01/18/2013	\$200
<input type="checkbox"/> The Art and Science of Ethical and Effective Public Health Leadership	11/23/2011	\$131.25

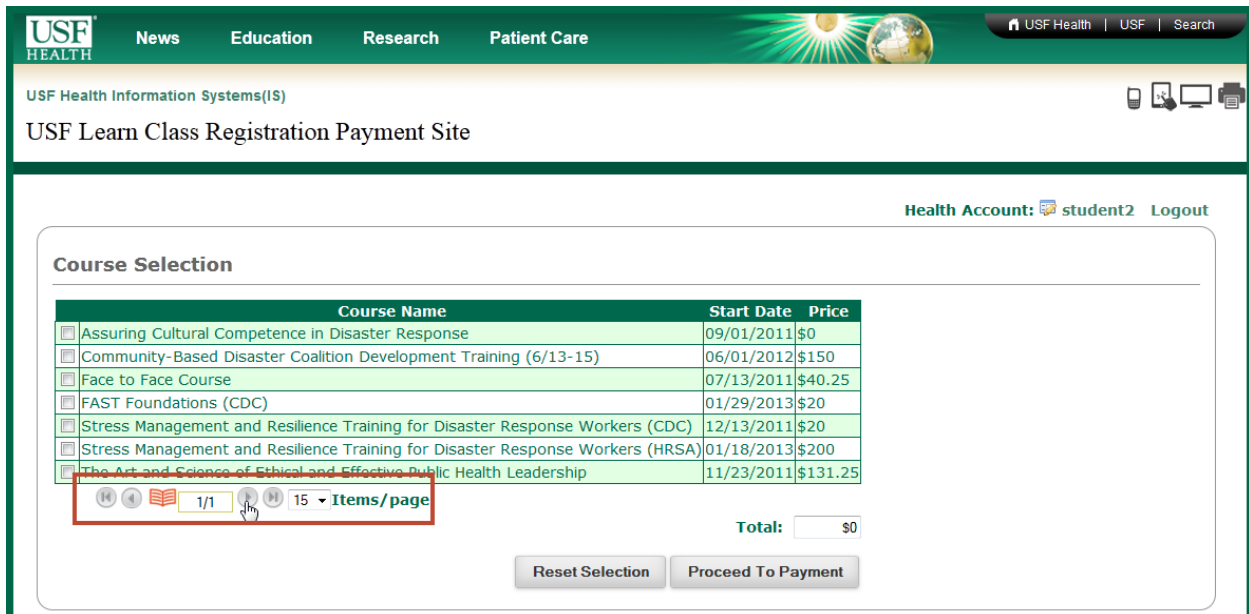
(ONLINE) The FAST Foundations program is intended to provide training in the foundational knowledge necessary to effectively deliver Psychological First Aid (PFA) to children, adolescents, adults, and families in the immediate aftermath of disaster.

Total: \$0

Reset Selection Proceed To Payment

Figura 4: Ver la descripción de un curso.

TIP: Si hay más de una página de los cursos que figuran en el **Menú de Selección de Cursos**, se puede navegar por las páginas con los botones de navegación de la página. Ver la *figura 5 a continuación*



The screenshot shows the USF Health Information Systems (IS) website. The header includes the USF Health logo and navigation links for News, Education, Research, and Patient Care. The main content area is titled "USF Learn Class Registration Payment Site" and shows a "Health Account: student2 Logout" link. Below this is a "Course Selection" section containing a table of courses. The table has columns for Course Name, Start Date, and Price. Below the table are navigation controls, including a "1/1" page indicator and a "15 Items/page" dropdown menu. At the bottom of the course selection area are "Reset Selection" and "Proceed To Payment" buttons.

Course Name	Start Date	Price
<input type="checkbox"/> Assuring Cultural Competence in Disaster Response	09/01/2011	\$0
<input type="checkbox"/> Community-Based Disaster Coalition Development Training (6/13-15)	06/01/2012	\$150
<input type="checkbox"/> Face to Face Course	07/13/2011	\$40.25
<input type="checkbox"/> FAST Foundations (CDC)	01/29/2013	\$20
<input type="checkbox"/> Stress Management and Resilience Training for Disaster Response Workers (CDC)	12/13/2011	\$20
<input type="checkbox"/> Stress Management and Resilience Training for Disaster Response Workers (HRSA)	01/18/2013	\$200
<input type="checkbox"/> The Art and Science of Ethical and Effective Public Health Leadership	11/23/2011	\$131.25

Figura 5: Navegación por las páginas en el **Menú de Selección de Cursos**

IMPORTANTE

Antes de hacer clic en el botón Continuar para hacer el pago (**Proceed To Payment**), asegúrese de que ha seleccionado los cursos correctamente y que el costo total es correcto. También tenga en cuenta que todos los precios de los cursos están en dólares americanos (U.S dollars).

4. Haga clic en el botón Continuar (**Proceed To Payment**) para pasar a la página de Información de Pago (**Payment Information**). Ver la *figura 6* a continuación.

USF HEALTH News Education Research Patient Care

USF Health Information Systems(IS)

USF Learn Class Registration Payment Site

Course Selection

	Course Name	Start Date	Price
<input type="checkbox"/>	Assuring Cultural Competence in Disaster Response	09/01/2011	\$0
<input type="checkbox"/>	Community-Based Disaster Coalition Development Training (6/13-15)	06/01/2012	\$150
<input type="checkbox"/>	Face to Face Course	07/13/2011	\$40.25
<input checked="" type="checkbox"/>	FAST Foundations (CDC)	01/29/2013	\$20
<input type="checkbox"/>	Stress Management and Resilience Training for Disaster Response Workers (CDC)	12/13/2011	\$20
<input type="checkbox"/>	Stress Management and Resilience Training for Disaster Response Workers (HRSA)	01/18/2013	\$200
<input type="checkbox"/>	The Art and Science of Ethical and Effective Public Health Leadership	11/23/2011	\$131.25

1/1 15 Items/page

Total: \$20

Reset Selection Proceed To Payment

Figura 6: Hacer clic en el botón continuar (**Proceed To Payment**).

5. Complete todos los campos requeridos en la página de Información de Pago (**Payment Information**), incluyendo:
 - o Nombre (igual que como aparece en la tarjeta de crédito)
 - o Apellido (igual que como aparece en la tarjeta de crédito)
 - o Número de tarjeta de crédito
 - o Fecha de vencimiento de la tarjeta de crédito
 - o Código de seguridad de la tarjeta CCV (código de seguridad de 3 dígitos que se encuentra en la parte de atrás de la tarjeta)
 - o Código postal

1. Haga clic en el botón para pagar **Submit** para completar la transacción. Ver figura 7.

USF Health Information Systems(IS)

USF Learn Class Registration Payment Site

Payment Information

First Name:	<input type="text" value="YourFirstName"/>	Last Name:	<input type="text" value="YourLastName"/>
Card Number:	<input type="text" value="4007000000027"/>	Expiration Date:	<input type="text" value="09/10/2016"/>
Billing Zip Code:	<input type="text" value="32601"/>	CCV Code:	<input type="text" value="681"/>
Total Price:	<input type="text" value="\$ 20"/>		

***Credit Card and Security Notice Statements**

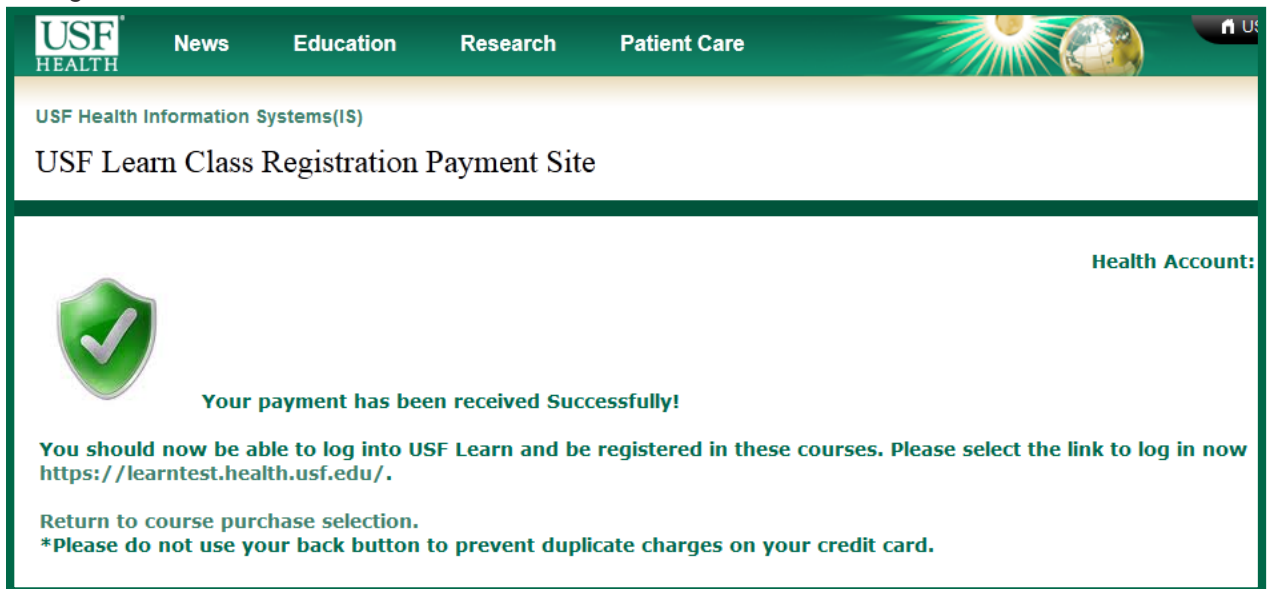
USF has strict guidelines on who can collect online payments for products and services. USF Information Technology uses payment transaction software that meets all government and banking institution requirements for compliance (this include Payment Card Industry Data Security Standards Compliance and Graham-Leach-Bliley Act). The Payment Card Industry Data Security Standard (PCI DSS) is a worldwide information security standard defined by the Payment Card Industry Security Standards Council. The standard was created to help payment card industry organizations that process card payments prevent credit card fraud through increased controls around data and its exposure to compromise. If you make a payment in an online transaction with USF, we may share information regarding these payments with payment gateways and resellers for the express purpose of completing a transaction or verifying that a transaction is not fraudulent. In each case these companies do not share or resell private information for any purpose outside of completing the transaction. If we are required by law to disclose certain information collected in an online transaction to local, state, federal, national or international government or law enforcement authorities, USF will do so.

Security

The University of South Florida takes credit card information security seriously. We have implemented a variety of technical and procedural controls to ensure transactions collected on our site are private and protected. To ensure information you provide online is secure during transmission, USF employs leading edge, encryption technology and Secure Socket Layers (SSL) while processing personal information supplied by you.

Figura 7: Haga clic en el botón de pago (**Submit**) para completar la transacción.

Si la operación de pago se efectuó correctamente, la página de pago correcta (**Successful Payment**) debe aparecer y usted debe estar inscrito en los cursos elegidos en la plataforma Learn. Ver figura 8 a continuación.



The screenshot shows the USF Health website interface. At the top, there is a green navigation bar with the USF Health logo and menu items: News, Education, Research, and Patient Care. Below the navigation bar, the page title reads "USF Health Information Systems(IS) USF Learn Class Registration Payment Site". The main content area features a green shield icon with a white checkmark, indicating a successful payment. The text below the icon states: "Your payment has been received Successfully!". It then provides instructions: "You should now be able to log into USF Learn and be registered in these courses. Please select the link to log in now <https://learntest.health.usf.edu/>." Below this, it says "Return to course purchase selection." and includes a warning: "*Please do not use your back button to prevent duplicate charges on your credit card." In the top right corner of the main content area, there is a "Health Account:" label.

Figura 8: Enlaces para iniciar la sesión en la plataforma **Learn**, regresar a la página Selección de Cursos, inscripción y pagos (**Course Selection and Purchase History**), y página para concluir la sesión de inscripción y pagos (**USF Health Learn Class Registration Payment Site**).

Paso 3: Ingresar al curso en la plataforma Learn

1. Haga clic o visite la siguiente dirección de internet: <https://learn.health.usf.edu>
2. Ingrese su nombre de usuario (username) y contraseña (password). Ver figura 1 a continuación.



Figura 1: Página de inicio USF Health Learn.

La página de USF Health Learn aparecerá si ha ingresado correctamente su nombre de usuario y contraseña correctamente. Ver figura 2 a continuación.

3. Haga clic en **My courses** en el menú de navegación que aparece a la izquierda. El curso por el cual usted acaba de pagar debe aparecer listado bajo el menú de **My courses**.

learn

Home

Navigation

- Home
 - My home
 - Site pages
 - My profile
 - My courses
 - Sexto Diplomado
 - Diplomado: Enfermedades Infecciosas
 - Quinto Diplomado
 - Cuarto Diplomado Parte I
 - Cuarto Diplomado Parte II
 - AAbril- Sandbox
 - USF Health International Travel Pre-Departure Ori...
 - Tercer Diplomado 2012
 - Segundo Diplomado
 - Basic Crisis and Risk Communication Concepts
 - COPH CPH
 - AVizcaino- Sandbox
 - Spanish in the Clinical Setting
 - Medical Spanish - Patient Interview

USF Health Learn

Welcome to USF Health Learn, our online learning community dedicated to providing online learning for the Educational, Research, and Clinical missions of USF Health.

Course categories

- USF Health Training (15)
- Center for Leadership in Public Health Practice (22)
- College of Public Health (8)
- Morsani College of Medicine
- College of Nursing (1)
- Continuing Professional Development (4)
- Organizations (1)
- USF Health Information Systems (1)

Search courses:

Upcoming events

There are no upcoming events

[Go to calendar...](#)
[New event...](#)

Calendar

July 2015

Sun	Mon	Tue	Wed	Thu	Fri	Sat
			1	2	3	4
5	6	7	8	9	10	11
12	13	14	15	16	17	18
19	20	21	22	23	24	25
26	27	28	29	30	31	

My courses

- Sexto Diplomado
- Diplomado: Enfermedades Infecciosas
- Quinto Diplomado
- Cuarto Diplomado en Investigación Clínica Parte I
- Cuarto Diplomado en Investigación Clínica Parte II
- Sandbox- Andres Abril
- USF Health International Travel Pre-Departure Orientation

Messages

Figura 2: Página de USF Health Learn.

- Haga clic en el nombre del curso para ingresar al mismo.