

# Student's Podcasting Procedures

1) Download iTunes (free)

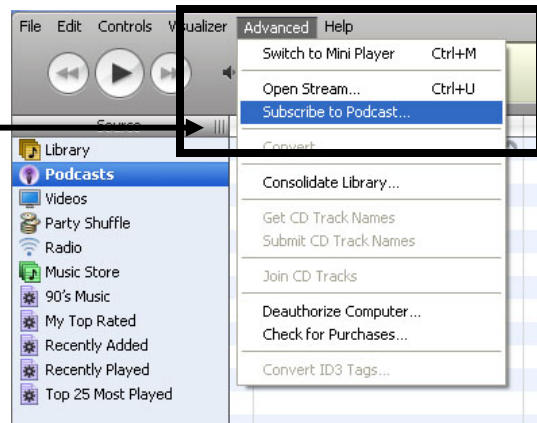
<http://www.apple.com/itunes/>



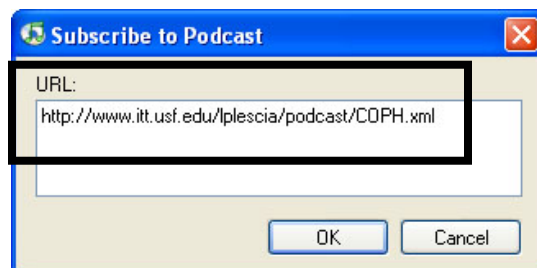
2) Within Blackboard (Classroom) Highlight Feed URL and copy it.



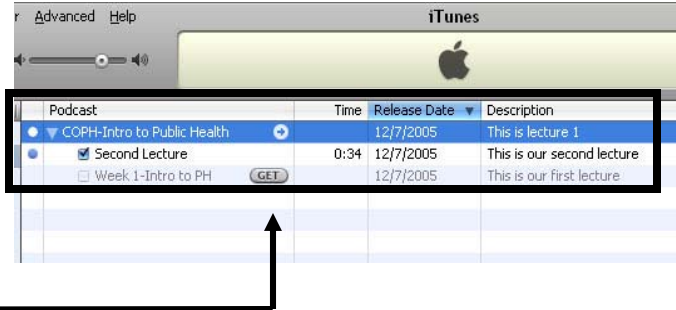
3) Open iTunes and under the Advanced menu Click Subscribe to Podcast.



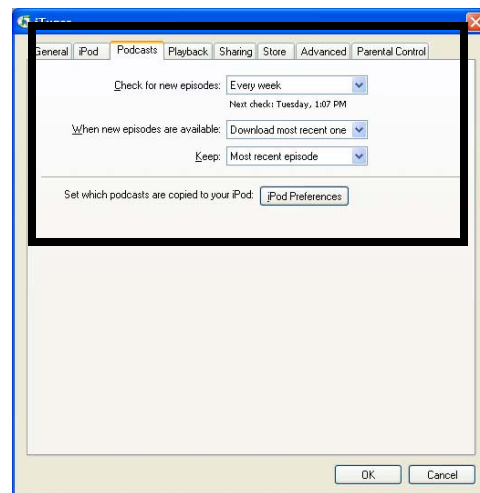
4) In the Subscribe to Podcast dialog box paste in the Feed URL that you copied from Blackboard and Click OK.



- 5) Once the feed has downloaded the podcast information into your iTunes if any GET icons appear Click and download that associated podcasts.



- 6) To set podcast preferences-under Edit Click on preferences to launch the preference dialog box. Click the Podcasts tab and Select any of the various preset setting.



- 7) Click on Updates button found on the upper right side of iTunes to add any new associated course podcasts

